



Est. 1957

**OMFPOA**

Ontario Municipal Fire Prevention Officers Association

[www.omfpoa.com](http://www.omfpoa.com)

# Office of the Fire Marshal and Emergency Management (OFMEM) Public Safety Education

June 1, 2017

Ryan Betts

Manager

Public Safety Education

Office of the Fire Marshal and Emergency Management



# Public Safety Education

## WHO ARE WE?:

Standards, Training, & Public Education

### **FIRE**

- *Fire Protection and Prevention Act (FPPA)*

### **EMERGENCY PREPAREDNESS**

- *Emergency Management and Civil Protection Act  
(EMCPA)*

# Public Safety Education

## FPPA

- 2.(1) a) & b) – municipal responsibilities
- 
- 9.(1) a) – Fire Marshal’s power to monitor and review
  - 9.(2) (c) – Fire Marshal’s duty to provide info & advice re fire safety & fire protection matters
  - 9.(2) (d) – Fire Marshal’s duty to develop training programs & evaluation systems / programs to improve practices relating to fire protection services

# Public Safety Education

## EMCPA

- 6.1 – appointment of a Chief of Emergency Management
- 2.1(2)(c) – public education on risks to public safety and on public preparedness for emergencies (municipalities)
- 5.1(1)(c) – same for ministries
- Nuclear - CNSC

# Public Safety Education

## Emergency Preparedness

- Nuclear Public Education sub-committees



# Public Safety Education

## @OntarioWarnings



**Ontario Warnings** @OntarioWarnings · May 9

Every family is unique. Every home needs an emergency plan and kit. Challenge family members to #PrepareYourSelfie #EPWeek2017 #ONready

Emergency preparedness starts with you  
**be prepared**

- make a plan
- build a kit
- stay informed

ontario.ca/beprepared

Ontario

70 likes, 49 retweets

# Public Safety Education

## @OntarioWarnings



**Ontario Warnings** @OntarioWarnings · May 10

Keep a battery powered or crank radio handy to stay informed during an emergency. #PrepareYourSelfie #EPWeek2017 #ONready



1 13 9

[www.Ontario.ca/BePrepared](http://www.Ontario.ca/BePrepared)

The screenshot shows the Ontario Ministry of Community Safety & Correctional Services website. The header includes the Ontario logo, the ministry name, and a search bar. A navigation menu contains links for Ministry Home, Newsroom, About the Ministry, and Contact Us. The breadcrumb trail reads: You are here > MCSCS Home > Emergency Management Home > Be Prepared.

**Topics**

- Inside Emergency Management
- Be Prepared**
- Step 1: Make A Plan
- Step 2: Build A Kit
- Step 3: Be Informed
- Ontario Hazards
- Diverse Groups
- Promotional Material
- Public Alerting in Ontario
- Emergency Management Community
- Emergency Information
- Stay Connected
- Emergency Preparedness Week
- Multimedia
- Ask OFMEM
- Office of the Fire Marshal

**Quick Links**

- Take Training
- Information on the Incident Management System

**Emergency preparedness starts with you**

**#PrepareYourSelfie**

**Take the #PrepareYourSelfie Challenge. Join the Conversation. It's simple.**

- Take a "selfie" to show how you're prepared for an emergency by creating a plan and building a kit.
- Share it on social media using #PrepareYourSelfie
- Challenge family, friends, and/or colleagues to do so too! They then post their challenge via social media, along with a simple caption, such as the example below:

"Emergencies can strike anywhere, at any time. That's why I'm prepared. I've made a plan and built an emergency preparedness kit. Now, I'm challenging (insert name of those being challenged) to do the same. Emergency preparedness starts with you. #PrepareYourSelfie"

**Emergency Preparedness Week**

Emergency Preparedness (EP) Week 2017 (May 7-13) is a Canada-wide initiative to increase awareness of individual and family preparedness.

**Promote Emergency Preparedness**

**Make a Plan**

**Build a Kit**

**Stay Informed**

**Follow**

**Take a Quiz**

**Connect**

# Public Safety Education

## Emergency Preparedness Week



# #PrepareYourSelfie

# Public Safety Education

## FIRE:

**Programs**

**Resources**


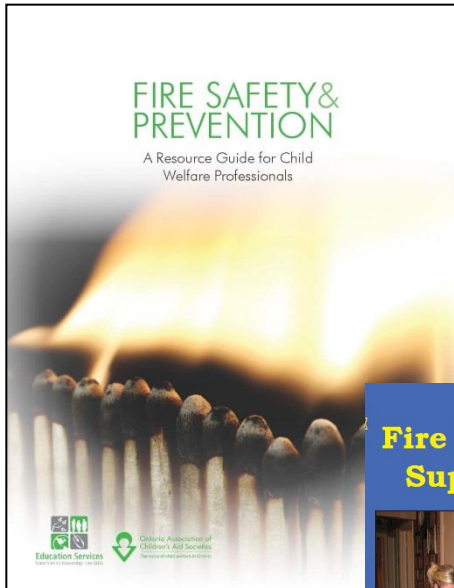
**Training**

**Advice & Assistance**

**Currently.....**

# Public Safety Education

## Programs:





# Public Safety Education

## Resources

- Cards (5 X 7)
- Print PSAs
- Video PSAs
- News Release templates
- Planning & Tracking Tool
- OFMEM Public Education Resources DVD
- Social Media resources
- Public Education Matters notices
- Resources & Opportunities (monthly email)

# Cards



**GET OUT & STAY OUT**

**Fire and smoke spread so quickly, the fire department may not arrive in time to save you in a fire.**

When the smoke alarms sound, get out immediately and call 9-1-1 from outside. **Never** re-enter a burning building.

**CONTACT YOUR LOCAL FIRE DEPARTMENT FOR MORE INFORMATION ABOUT HOME FIRE ESCAPE PLANNING.**




# Fire Safety Resources DVD

June 2016

- ❑ All existing resources at that time
- ❑ Sent to all fire departments
- ❑ Interim measure while websites updated to meet AODA accessibility requirements



# Planning & Tracking Tool

- ❑ Based on premise that municipality has completed a current fire risk assessment for the community
- ❑ Instructions for use
- ❑ Templates for recording identified risks
- ❑ Templates for planning & tracking activities monthly:
  - ❑ Programs/initiatives/presentations etc
  - ❑ Media / Social Media activities
  - ❑ Smoke & CO alarm initiatives
- ❑ Template for Annual Report on Public Education Activities

# Planning & Tracking Tool - RISKS

Identify Fire Risks					
	Causes of Fire / Risk	Who's at Risk / Demographic Profile	Where are Fires Occurring / Where's the Risk?	Month When Fires / Risks Occur <i>(if applicable)</i>	Summarize Fire Risk / Identify Fire Safety Objective
<b>Risk 1</b>	No smoke/CO alarms and no home escape plans	Homeowners / landlords / tenants	Residential occupancies <i>(include neighbourhood(s) if applicable)</i>	Ongoing	Increase smoke/CO alarm compliance and knowledge of home escape plans in homes throughout the year
<b>Risk 2</b>					
<b>Risk 3</b>					
<b>Risk 4</b>					
<b>Risk 5</b>					
<b>Add more risks as necessary</b>					

# Planning & Tracking Tool - Monthly

Public Education Planning and Tracking Tool

**January**

Year:



Public Fire Safety Education Activities - January

Audience	Fire Safety Curriculum Topics	Anticipated (for note below for acceptance of ACTIVITIES)	Number of Activities / Sessions	Number of Attendees	Type of Event / Location (e.g. Fall Fair, community centre, presentation at public school, etc.)	Program / Resource / Materials Used (e.g. PMP-12, School's Cooking Pan, Power, Smoke Alarms, etc. See the Learning Activities Guide, etc.)	Number of Staff Hours Required (for note below)	Costs (for note below)
Children (0-5)								
Children / Teens (6-19)								
College / University Students								
Adults								
Seniors (65+)								
People with Disabilities								
Rural Immigrants								
Employers / Supervisors Staff / Custodial Staff								
Other (please specify)								
<b>TOTALS</b>			<b>■</b>	<b>■</b>			<b>■</b>	<b>■</b>

**NOTE: ACTIVITIES** may include: booth; display; open house; general advice; school lessons or programs; training; etc.

**NUMBER OF STAFF HOURS REQUIRED:** include program/activity development time, travel time, prep time and delivery/presentation time.

**COSTS:** include the total costs to develop and deliver all resources and activities.

- Audience
- Topics
- Activities
- Attendees
- Type of event
- Resources used
- Staff time
- Costs
- Media/Social media

# Planning & Tracking Tool

- Annual Report Template



# Information Sheets

- Carbon Monoxide
- Cooking
- Electrical Fires
- Heating Equipment Fires
- Holiday Fire Safety
- Escape Planning
- Smoke Alarms
- Smoking

## ARE THERE HEROES IN YOUR HOME?



### SMOKE ALARMS SAVE LIVES

**WHAT'S THE RISK?**

- Homes today burn up to **8x faster** than 50 years ago.
- You may have less than **60 seconds** to escape a fire in your home.
- There was no smoke alarm warning in **1 out of 3** fatal home fires.

**WHAT CAN SMOKE ALARMS DO?**

- Only **working smoke alarms** give you the early warning you need to safely escape a fire.
- Smoke alarms can increase your chances of surviving a fire by up to **50%**.



**How do I protect my family?**

- Install smoke alarms on every storey of your home and outside all sleeping areas.
- For best protection, install smoke alarms in every bedroom.
- Test smoke alarms monthly and change the batteries at least once a year.
- Develop and practice a home fire escape plan.

Office of the Fire Marshal & Emergency Management  
[www.ontario.ca/firemarshal](http://www.ontario.ca/firemarshal)

Statistics provided by the Office of the Fire Marshal and Emergency Management



## Only **YOU** can prevent cooking fires

### COOKING IS THE #1 CAUSE OF HOME FIRES

**WHAT'S THE RISK?**

- Cooking fires account for **22%** of all home fires.
- Cooking **left unattended** is the cause of **52%** of all cooking fires.
- Stovetop fires** account for **71%** of all cooking fires.
- The average dollar loss per cooking fire is over **\$27,000**.

**How do I prevent a cooking fire?**

- Always stay in the kitchen while cooking. If you must leave, turn off the stove.
- Keep anything that burns – cooking utensils, dishcloths, paper towels and pot holders – a safe distance from the stove.
- Loose-fitting clothes can come into contact with stove burners and catch fire. Wear tight sleeves or roll them up when cooking.

**Cooking is the #2 cause of fatal fires in the home.**

**FIRE INJURIES and DEATHS**


- 32% of all home fire injuries occur in cooking fires.
- 14% of all cooking fires result in an injury or death.
- 11% of all home fire fatalities are caused by cooking.

Science for Ontario December 2002/04  
Provided by the Office of the Fire Marshal and Emergency Management

Insert fire alarm logo  
Insert the dept. web address  
[www.ontario.ca/emergency](http://www.ontario.ca/emergency)

## GET OUT & STAY OUT

### PLAN YOUR ESCAPE



**WHY DO I NEED AN ESCAPE PLAN?**

- Homes today burn up to **8x faster** than 50 years ago.
- Despite their best efforts, the fire department may not arrive quickly enough to save you.
- You need to know how to react in a fire **BEFORE** it happens.

**PRACTICE MAKES PERFECT**

Practicing a home fire escape plan so everyone knows what to do will help everyone safely escape a fire as quickly as possible.

Insert fire alarm logo  
Insert the dept. web address  
[www.ontario.ca/firemarshal](http://www.ontario.ca/firemarshal)  
Insert fire dept. logo

**If a fire occurred in your home tonight would your family get out safely?**

- Test your **smoke alarms** by pushing the test button. Smoke alarms should be installed on every storey and outside all sleeping areas.
- Drill down with everyone in your home and discuss how each person will get out in a fire. **Practice your escape plan** with everyone in the home.
- Know two ways out of each room**, if possible. Make sure all doors and windows leading outside open easily.
- Help those who need it.** Determine who will be responsible for helping young children, other adults, people with disabilities, or anyone else who may need assistance.
- Have a meeting place** with the safe distance from your home. In case of fire, everyone should go directly to the meeting place to be accounted for.
- Close doors** behind you as you leave.
- Get out, stay out!** Never re-enter a burning building. Once you have safely escaped, call the fire department from outside your home as big as a cell phone or from a neighbour's home.

# Social Media Resources:

- Pre-written tweets on variety of topics
- Image cards
- Short clips with motion/animation

# Social Media Resources:

**YOU REALLY  
KNOW HOW TO  
PUSH MY  
BUTTONS!**



**(JUST KEEP DOING IT  
MONTHLY.)**



**Insert Fire Department Name and  
Contact Information Here**

**Office of the Fire Marshal  
and Emergency Management**  
[ontario.ca/firemarshal](http://ontario.ca/firemarshal)

# Social Media Resources:



**KEEP YOUR BUTT  
OUT OF THIS!  
THE SOIL IN  
POTTED PLANTS CAN  
**BURN.**  
EXTINGUISH CIGARETTES  
IN DEEP ASHTRAYS.**



Office of the  
Fire Marshal and  
Emergency Management

# Social Media Resources:



**PROTECT  
WHAT MATTERS  
MOST.  
TEST YOUR  
SMOKE ALARMS  
TODAY.**



Insert Fire Department Name and  
Contact Information Here

Office of the Fire Marshal  
and Emergency Management  
[ontario.ca/firemarshal](http://ontario.ca/firemarshal)

# Social Media Resources:

- ❑ Available in English and French
- ❑ Meet accessibility requirements of AODA
- ❑ All new materials posted on OFMEM website
- ❑ New resources introduced through Public Education Matters eBlasts



**Public Education Matters**  
*Enhancing Fire Safety Education and Prevention in Your Community*

Issue 144, May 23, 2017

## New Print Public Service Announcements

Dear Fire Chief, Public Educator, Fire Prevention Officer:

The Public Safety Education section of the Office of the Fire Marshal and Emergency Management has developed [new print public service announcements](#) (PSAs) fire departments can use to raise public awareness of fire safety issues.

The PSAs address the following fire safety topics:

- **smoke alarms;**
- **home fire escape planning;**
- **smoking safety;**
- **cooking safety; and**
- **smoke and CO alarms in RVs, trailers and campers.**

These PSAs are in addition to [social media cards](#) and [social media videos](#) that were recently distributed.

Fire departments can insert their department name, contact information and logo and send the PSAs to local newspapers and other publications (such as community summer guides).

The PSAs also can be posted on websites and Facebook pages, tweeted, and promoted through other social media channels. They can be printed and distributed at various community events in support of local fire safety education programs and initiatives.



# www.ontario.ca/firemarshal:

The screenshot displays the website for the Office of the Fire Marshal, Ontario. At the top left is the Ontario logo and the text "Ontario MINISTRY OF COMMUNITY SAFETY & CORRECTIONAL SERVICES". At the top right are links for "Ontario.ca" and "Français". A search bar is located in the upper right section. Below the search bar is a navigation bar with links for "HOME", "NEWSROOM", "ABOUT THE MINISTRY", and "CONTACT US". A breadcrumb trail reads "You are here > Home > Office of the Fire Marshal > OFM Home page".

On the left side, there is a vertical menu under "Office of the Fire Marshal" with a dropdown arrow. The menu items are: "OFM Home page", "About the Office of the Fire Marshal", "Ontario Fire College", "Education Testing and Certification", "Fire Safety and Public Education" (highlighted with a red circle), "Media Relations and Resources", and "Fire Service Programs".

At the top of the main content area, there are links for "News" (with a sub-link "See the current Fire News") and "NEWS RELEASES".

The main content area features a large red speech bubble icon containing a white hashtag "#". Below it, the text reads "Join the #ImFireSafe4\_\_\_ Conversation".

Below the hashtag promotion, there are two columns of text. The left column contains a "Reminder: January 1, 2017, Compliance Date for the Qualification of Persons Responsible for Implementing and Approving". The right column contains "OFMEM Training Session: 'What's Trending: Making Social Media Work for Public Fire Safety Education.'" Below this text is a logo for "The Ontario Fire Service Messenger" with the Ontario logo.

# www.ontario.ca/firemarshal:

## ▶ Fire Safety and Public Education

- ▶ Overview
- ▶ #ImFireSafe4
- ▶ After the Fire
- ▶ Alarmed for Life
- ▶ Barbecue Safety
- ▶ Carbon Monoxide
- ▶ Change Your Clocks, Change Your Batteries
- ▶ Cooking Fire Safety
- ▶ Cottage Fire Safety
- ▶ Electrical Fire Safety
- ▶ Fireworks Safety
- ▶ Fire in Your Apartment Building
- ▶ Fire Prevention Week

- ▶ Heating Safety
- ▶ Holiday Safety
- ▶ Information Cards
- ▶ Information Sheets
- ▶ News Release Templates
- ▶ Open Air Burning
- ▶ Plan Your Escape
- ▶ Public Education Programs
- ▶ Public Education Resources
- ▶ Public Education Resources Materials Order Form
- ▶ Public Fire Safety Information
- ▶ Public Service Announcements
- ▶ Questions to Ask when Considering a Facility for Vulnerable Occupants

- ▶ Resource Guide for Child Welfare Professionals
- ▶ RVs, Trailers and Campers
- ▶ Safety Issues, Product Recalls and Warnings
- ▶ Sleepover Fire Safety for Children
- ▶ Smoke Alarm Information
- ▶ Smoking Fire Safety
- ▶ Social Media Resources
- ▶ Subscribe to Public Education Matters e-Notice
- ▶ Tweets

# [www.ontario.ca/firemarshal](http://www.ontario.ca/firemarshal):

- ❑ All resources in English & French
- ❑ All new resources since June 2016 meet accessibility requirements as per AODA
- ❑ All new resources since June 2016 are posted on the OFMEM website
- ❑ All materials posted on OFMEM website are AODA compliant
- ❑ \* Public Education Planning & Tracking Tool is available on the OFMEM Public Education Resources DVD, or by request **@AskOFM** (it is not available on the website)

# Public Education Matters

- ❑ eMail blasts
- ❑ New resources
- ❑ Upcoming Events
- ❑ Changes in Legislation



**Public Education Matters**  
*Enhancing Fire Safety Education and Prevention in Your Community*

Issue 144, May 23, 2017

## New Print Public Service Announcements

Dear Fire Chief, Public Educator, Fire Prevention Officer:

The Public Safety Education section of the Office of the Fire Marshal and Emergency Management has developed [new print public service announcements](#) (PSAs) fire departments can use to raise public awareness of fire safety issues.

The PSAs address the following fire safety topics:

- **smoke alarms;**
- **home fire escape planning;**
- **smoking safety;**
- **cooking safety; and**
- **smoke and CO alarms in RVs, trailers and campers.**

These PSAs are in addition to [social media cards](#) and [social media videos](#) that were recently distributed.

Fire departments can insert their department name, contact information and logo and send the PSAs to local newspapers and other publications (such as community summer guides).

The PSAs also can be posted on websites and Facebook pages, tweeted, and promoted through other social media channels. They can be printed and distributed at various community events in support of local fire safety education programs and initiatives.



# Public Education Matters - Subscribe



MINISTRY OF COMMUNITY SAFETY & CORRECTIONAL SERVICES

Ontario.ca | Français



[HOME](#) | [NEWSROOM](#) | [ABOUT THE MINISTRY](#) | [CONTACT US](#)

You are here > [Home](#) > [Office of the Fire Marshal](#) > [Library](#) > [Subscribe](#)

PRINT

## Subscribe to Public Education Matters e-Notice

▶ [Brief description](#)

▶ [Subscribe](#)

▶ [Unsubscribe](#)

[Contacts](#)

[Additional Resources](#)

## Subscribe to OFMEM Bulletins

### Firenews

A selection of fire and emergency incident news articles in Ontario & Canada.

### eBulletin

Get updates on the latest trends in legislation and the Fire Code.

### Public Education

Enhancing Fire Safety Education and Prevention in Your Community.

### Principal's Post

Ontario Fire College newsletter.

Name:  (optional)

Organization:  (optional)

Email Address:  (required)

Submit

# Public Education Opportunities & Resources

## Public Education Opportunities and Resources for July 2017

Office of the Fire Marshal and Emergency Management



### Make Your Plan

The following opportunities and resources can be included in your public fire safety education plans for July to support education efforts in your communities. An annual public education planning and tracking template is available on the OFMEM Public Education Fire Safety Resources DVD sent to your fire department in June 2016 (*look in the folder called **Pub Ed Planning Tool and Annual Report Template***).

### What's the risk in July?

- 8% of annual loss fires occur in June
- Average of 27 injuries
- Average of 4 fatalities
- Top ignition sources:
  - Cooking equipment
  - Cigarettes
  - Electrical distribution equipment

\*2006-2015 Ontario avg. fire losses, Office of the Fire Marshal and Emergency Management

### July's Fire Safety Concerns

- Barbecues
- Cottage fires
- Forest fires

# Fire Prevention Week



- ❑ Infographics
- ❑ Tweets
- ❑ Print PSAs
- ❑ News Release Templates

## DON'T WAIT— Check the Date!



### How old are your smoke alarms?

Smoke alarms don't last forever. *They usually last 10 years.* Check the manufacturer's date on your smoke alarms today! **Replace expired alarms.**



#### CHECK THE DATE.

Look at the back of the smoke alarm for the date of manufacture. The expiry date is usually 10 years from that date. **Replace expired alarms.**



#### TEST YOUR SMOKE ALARMS.

Once you've checked the date, test your smoke alarms by pressing the test button.



#### INSTALL SMOKE ALARMS ON EVERY STOREY OF THE HOME AND OUTSIDE ALL SLEEPING AREAS.

For added protection, install smoke alarms in every bedroom.



#### HOME ESCAPE PLANNING

It is **vital** that you know what to do when the smoke alarms sound in an emergency:

- Sit down with everyone in your home and discuss how each person will get out in a fire.
- **GET OUT & STAY OUT!** When the smoke alarms sound, get out immediately and call 9-1-1 from outside. Never re-enter a burning building. Despite their best efforts, the fire department may not arrive quickly enough to save you from a fire. **You need to be outside when the firefighters arrive.**

FIRE PREVENTION WEEK | October 9–15, 2016

Office of the Fire Marshal  
and Emergency Management  
ontario.ca/firemarshal  
@FMPFSC

# Training

- Ontario Fire College
- Firecon
- Stakeholder conferences / symposia...
- Direct Opportunities
- First Nations

# Training

□ APRIL 11, 2017

## What's Trending: Making Social Media Work for Public Fire Safety Education



# Advice and Assistance

## Internally:

- Field & Advisory Services
- Fire Investigation Services
- Engineering staff

## Externally:

- Other ministries
- Stakeholder groups
- Private organizations
- Individuals

▶ **Ask OFM**

# Advice and Assistance

## Sharing Economy

- Pilot project with Air B&B
- How to follow tax laws such as reporting rental income
- Consumer protection rights under contracts, such as cancellations or refunds
- Accessibility requirements, such as allowing service animals on rental property
- **Other regulatory and safety obligations, such as having a functioning smoke alarm and carbon monoxide detector**

# Advice and Assistance

## Marijuana

- July 1, 2018
- 4 plants per household
- Fire safety / Pub Ed implications?
- Lighting?
- Heating?
- Ventillation?



# Whitby / East Gwillumbury Inquest

- Whitby – April 29, 2012  
3 Fatalities
- East Gwillumbury – March 29, 2013  
4 Fatalities
- Inquest began March 29, 2016
- Inquest Recommendations April 29, 2016
- Report back to the Office of the Chief Coroner May, 2017




# Whitby / East Gwillumbury Inquest

## Lessons learned:

- Early detection and warning!
- Home escape planning!
- Self evacuation!

## Recommendations:

- 33 Recommendations
  - 13 sets



# Whitby / East Gwillumbury Inquest

## Recommendations

- OFMEM
- OFMEM & Fire Departments
- OFMEM & Municipalities
- Municipalities
- OAFC
- OAFC & OACP
- Ministry of Education
- MCSCS
- Ontario Safety League
- Ontario Safety League & OFMEM
- Media
- MMAH / OFMEM / OAFC
- Office of the Chief Coroner



# Whitby / East Gwillumbury Inquest

## Recommendations / Response



### **Develop a public education program – fire safety in accessory apartments:**

- Significant related resources are available
- Continue to explore opportunities to develop further targeted materials for accessory apartments

### **Educate public on responsibility to maintain and not dismantle/vandalize smoke alarms:**

- Already in place
- Pub ed materials readily available
- OFMEM will continue to support municipalities by delivering courses/workshops specific to compliance/enforcement/Fire Code requirements
- Continue to take advantage of opportunities to promote through traditional and social media.

# Whitby / East Gwillumbury Inquest

## Recommendations / Response



**Work with the Insurance Bureau of Canada – increase policy requirements for residential smoke alarms & CO alarms and develop PASs to promote awareness of the importance of alarms:**

- Under consideration
- Discussions with IBC
- IBC will confirm that requirements for CO alarms are included as integral component to the application process for insurance (Smoke alarms are now included)

**Canvass neighbourhoods post fire to promote awareness of fire safety and prevention:**

- Not applicable to OFMEM
- Municipal responsibility
- Materials available – will continue to promote

# Whitby / East Gwillumbury Inquest

## Recommendations / Response

**Continue to expand public education re upon discovery of smoke or fire every person must immediately get out and stay out of the building:**

- Has been implemented
- Get Out & Stay Out print PSA has been updated and distributed to the fire service and posted on the OFMEM website
- Monthly Opportunities & Resources Bulletins (2200 +)
- PSE will work with OFC to ensure all students on NFPA 1035 are automatically signed up to receive Pub Ed Matters and Opportunities & Resources email bulletins

**Explore using transit services advertising to raise fire safety awareness:**

- Best suited to municipalities that have control over local transit services
- OFMEM will explore opportunities to work with Fire Marshal's Public Fire Safety Council and other private sector organizations and public safety agencies



# Whitby / East Gwillumbury Inquest

## Recommendations / Response

**Pass regulation under the FPPA mandating municipalities to provide information on tax assessments indicating level of fire protection provided to property owners:**


- This has been recommended promoted from many years as a viable option to distribute fire safety information
- Recommendation will be brought to the Ministers Fire Service Technical Table for consideration

*\* The Inquest recommendations are a good reference point and could be considered as providing rationale for certain activities/initiatives.*

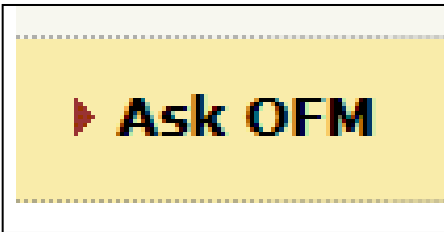



# Are We Making the Right Connections?

Risk




# Advice and Assistance




 Ontario  
MINISTRY OF COMMUNITY SAFETY & CORRECTIONAL SERVICES

Ontario.ca | Français

Search 

HOME | NEWSROOM | ABOUT THE MINISTRY | CONTACT US

You are here > Home > Office of the Fire Marshal > Ask the OFM  PRINT

**Office of the Fire Marshal** ▾

- OFM Home page
- About the Office of the Fire Marshal
- Ontario Fire College
- Education Testing and Certification
- Fire Safety and Public Education
- Media Relations and Resources
- Fire Service Programs
- Fire Service Resources
- Legislation, Directives and Technical Guidelines
- Inspection Orders / Fire Marshal Reviews
- Carbon Monoxide Alarms
- Care Occupancies, Care and Treatment Occupancies, and

### Ask the OFM

**If your inquiry regards an immediate threat to public safety, please contact your local fire department.**

**We welcome your comments and inquiries. You may contact our [offices](#) or submit the form below.**

For information about our commitment to providing services to persons with disabilities you may request the Ontario Public Service's **Accessible Customer Service Policy** or send us your specific questions or requests for our products in an alternate format.

---

Please specify the nature of your message:

Please specify the subject of your message:

Fire Code  
 General Fire Safety  
 Other

Please enter your comments below:

# Advice and Assistance

## ▶ Ask OFM

- General fire safety questions
- Smoke & CO alarms
- Requesting resources
- Presentations



# Public Safety Education



## Carbon monoxide – What you need to know

[Fire department Resources](#)

[Carbon monoxide alarm questions and answers](#)

When it comes to carbon monoxide safety, we all have a role to play. Find out what you need to do to help keep you and your family safe.



[What is carbon monoxide?](#)



[CO alarm installation requirements](#)



[How to prevent it](#)



[CO alarm tips](#)

[www.ontario.ca/firemarshal](http://www.ontario.ca/firemarshal)

# Public Safety Education



The screenshot shows a web browser window with the address bar displaying <http://cosafety.ca/>. The browser's menu bar includes File, Edit, View, Favorites, Tools, and Help. The address bar also shows a search bar with the text "Subscribe | Ministry of Commu..." and a tab titled "TSSA The Silent Killer". The browser's toolbar includes icons for Suggested Sites, FREE READABILITY FORM..., Government of Ontario..., OPSpedia, Public Education Progr..., and TinyURL.com - shorten tha... The main content area features a video player with the TSSA logo in the top left corner and the title "The Silent Killer" in large white text. The video player shows a woman in a dark room holding a flashlight. The video player controls at the bottom include a play/pause button, a volume icon, a progress bar showing 0:03 / 1:32, a settings gear icon, the YouTube logo, and a full screen icon.

# Public Safety Education

❑ **@AskOFM**

❑ **Telephone:** 1 (647) 329-1100  
**Toll Free** 1 (800) 565-1842

❑ Program Coordinator Kristal Wand  
[Kristal.Wand@ontario.ca](mailto:Kristal.Wand@ontario.ca) / 1 (705) 725 – 1730

❑ Manager Ryan Betts  
[Ryan.Betts@ontario.ca](mailto:Ryan.Betts@ontario.ca) / 1 (705) 897 – 1191