

Active Teaching and Learning

Jill Grose, Director

Giulia Forsythe, Special Projects Facilitator

Lianne Fisher, Educational Developer

Michael Brousseau, Educational Technologies Developer


brocku.ca/cpi

What you will be doing...

- sharing ideas about teaching
- exploring different active learning strategies to increase engagement
- reflecting on ways people learn
- having fun?



Rules of Engagement



Listen for the chime



What is teaching?


Using an object or picture on the
table,

describe what teaching looks
like/feels like to you.

Share with someone at your table.

(5 min)


Value Line



**"If the student hasn't learned
the teacher hasn't taught"**

-Prof. Don Ursino, Biological Sciences

DISCUSS (5 min)



Engagement Strategies

In your value line, form Small Groups of 6

Discuss: *What do you do in your own teaching context to involve your learners?*

Sticky: As a group write 1-2 strategies you use and post on the nearest wall flip chart

(10 min)

BOPPPS

BOPPPS: An engagement framework

B BRIDGE

O OBJECTIVE/OUTCOME

P PRE ASSESSMENT

P PARTICIPATORY

P POST ASSESSMENT

S SUMMARY / BRIDGE OUT

BOPPPS: An engagement framework

B BRIDGE

O OBJECTIVE/OUTCOME

P PRE ASSESSMENT

P PARTICIPATORY

P POST ASSESSMENT

S SUMMARY / BRIDGE OUT

BOPPPS: An engagement framework

B BRIDGE

O OBJECTIVE/OUTCOME

P PRE ASSESSMENT

P PARTICIPATORY

P POST ASSESSMENT

S SUMMARY / BRIDGE OUT

BOPPPS: An engagement framework

B BRIDGE

O OBJECTIVE/OUTCOME

P PRE ASSESSMENT

P PARTICIPATORY

P POST ASSESSMENT

S SUMMARY / BRIDGE OUT

BOPPPS: An engagement framework

B BRIDGE

O OBJECTIVE/OUTCOME

P PRE ASSESSMENT

P PARTICIPATORY

P POST ASSESSMENT

S SUMMARY / BRIDGE OUT

BOPPPS: An engagement framework

B BRIDGE

O OBJECTIVE/OUTCOME

P PRE ASSESSMENT

P PARTICIPATORY

P POST ASSESSMENT

S SUMMARY / BRIDGE OUT

BOPPPS: An engagement framework

B BRIDGE

O OBJECTIVE/OUTCOME

P PRE ASSESSMENT


P PARTICIPATORY

P POST ASSESSMENT

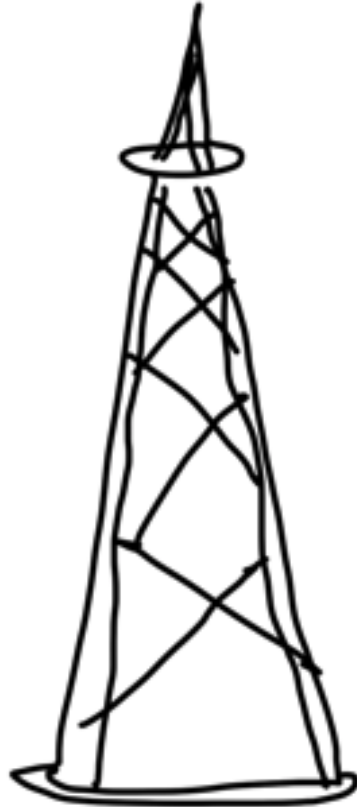
S SUMMARY / BRIDGE OUT

Learning in 3 domains

Bloom, B.



Tower



Tower

GOAL: At your table, build the tallest, free-standing structure using only the 8 materials available for the task.

- Do not touch the materials until it is time to build
- Each person in the team is responsible for ONE material
- Only that person can hold/touch that material
- 2 minutes to plan as a team (NO TOUCHING!)
- 2 minutes to build - (NO TALKING!)

Debrief: Discuss the following

1. At what time were you most engaged? Explain.
2. At what time were you least engaged?
3. What did you observe about others in the group?
4. What might this activity tell us about teaching and/or learning?

What might you do to increase
learner engagement in your
teaching?
(5 min)

Write down 1-2 strategies you might use to increase engagement in your teaching context.

Post stickies on the flip chart
(5 min)



Summary - Takeaways

- Learners are all different
- People need time to THINK and REFLECT as well as DO
- Engagement means teaching to head, heart and hands
- Teach who you are

Education is not the filling of a
pail but the lighting of a fire!

- William Butler Yeats

Teaching with fire
POETRY THAT SUSTAINS THE COURAGE TO TEACH

Sam M. Intrator & Megan Scribner, editors
INTRODUCTION BY PARKER J. PALMER & TOM VANDER ARK

Active Teaching and Learning

Jill Grose, Director

Giulia Forsythe, Special Projects Facilitator

Lianne Fisher, Educational Developer

Michael Brousseau, Educational Technologies Developer

brocku.ca/cpi